

Top Wall

HW2930FR_2H50

I.3



Wall Sconces

GENERAL PRODUCT INFORMATION:




This product can mount to either a 4" square electrical box with round plaster ring or an octagon electrical box.

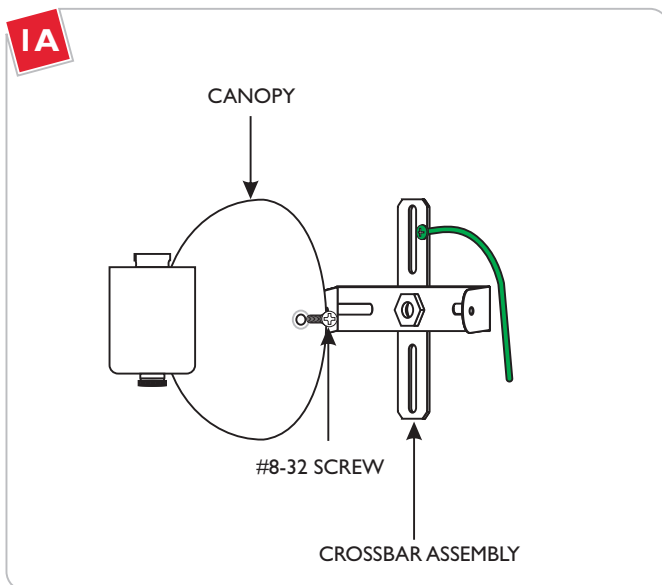
This product is suitable for indoor dry locations only.

This product can be dimmed with a standard incandescent dimmer.

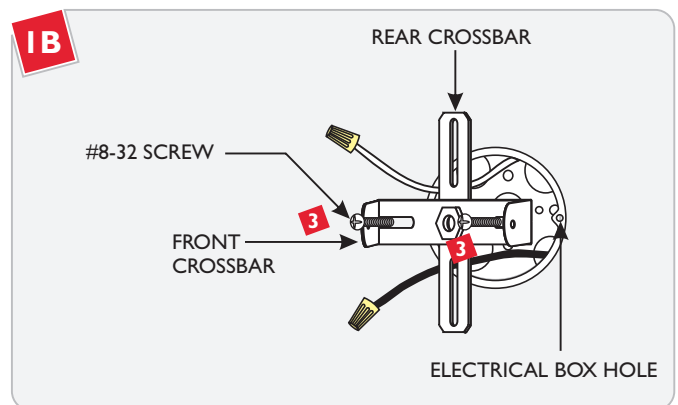
CAUTION - RISK OF FIRE
 This product requires installation by a qualified electrician. Before installing be sure to read all instructions and **TURN THE POWER TO THE ELECTRICAL BOX OFF.**



Install the Fixture

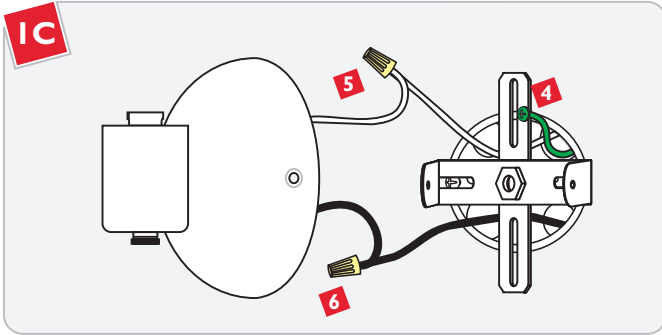


- 1** Remove the two #8-32 Phillips head screws on side of the canopy.
- 2** Remove the crossbar assembly.

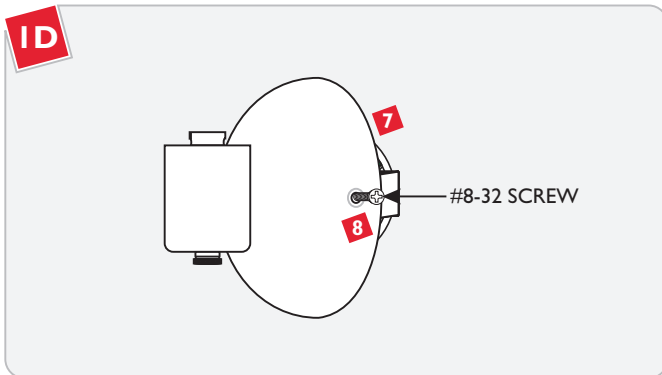


NOTE: To mount the crossbar assembly, use the front crossbar, with the electrical box containing a plaster ring, or use the rear crossbar, with the octagon electrical box.

- 3** Mount the crossbar assembly to the electrical box holes with the two #8-32 screws provided.

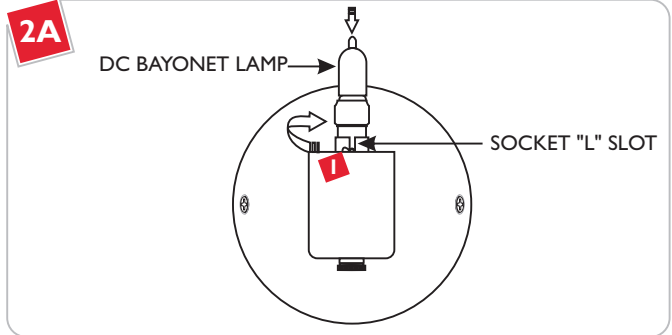


- 4** In accordance with local electrical codes, make sure that the crossbar assembly is grounded.
- 5** Connect the fixture white wire to the neutral power line wire with a wire nut.
- 6** Connect the fixture black wire to the hot power line wire with a wire nut.



- 7** Place all wires and wire nut connections properly inside the electrical box.
- 8** Place the fixture canopy onto the crossbar assembly. Level the fixture vertically; replace and tighten the two #8-32 Phillips head screws.

Install the Lamp & Shade



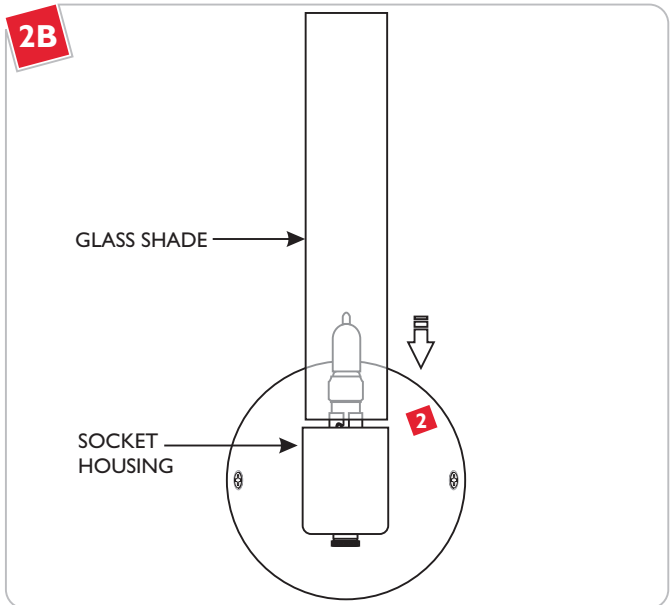
NOTE: Use only your fingers and a soft cloth to install the lamp.

Use **MAX** 120 Volt, **50** Watt Type DC Bayonet, BA15d Base, Xenon (Xelogen) Lamp.

- 1** Push the lamp completely into the socket and rotate it clockwise to lock it in place.

WARNING: RISK OF FIRE

Never replace a Xenon (Xelogen) lamp with a regular Halogen lamp. A regular Halogen lamp requires a protective glass shield.



- 2** Place the glass shade into the socket housing.

SAVE THESE INSTRUCTIONS!

LBL Lighting

7400 Linder Ave, Skokie, IL 60077

800.323.3226 - 847.626.6300

www.lblighting.com

© 2008 LBL Lighting. All rights reserved. The "LBL Lighting" graphic is a registered trademark of LBL Lighting. LBL Lighting reserves the right to change specifications for product improvements without notification.

A Generation Brands Company