



ALLORA™
ColorBody™ Porcelain Tile


AMERICAN OLEAN™



Left photo features Allora in Argento 18" x 18" shown on the floor in a grid pattern. Argento 18" x 36" with the Urban Canvas Stainless Tempo accent is shown on the wall.

Right photo features Carmello 18" x 36" in grid pattern.

Cover photo features Allora in Sabbia 18" x 36" field tile in a grid pattern on the wall, and 18" x 18" in a diamond pattern on the floor.

allora


GIVE ANY ROOM THE POWER TO INSPIRE WITH ALLORA, AN EXCITING NEW PRODUCT FROM AMERICAN OLEAN. ALLORA GIVES YOU THE ELEGANCE AND SOPHISTICATION OF NATURAL GRANITE WITH ALL THE ADVANTAGES OF COLORBODY™ PORCELAIN TILE – YOU MAY FIND IT IRRESISTIBLE.



the strength and elegance of stone



Stone stands for strength, and granite — native to five continents — has become a universal symbol for elegant design.

Allora tiles have a warm, natural sophistication and a timeless appeal. With five color options, and the choice of a lightly polished or unpolished finish, Allora is also adaptable to a wide variety of project needs — commercial or residential.





IRRESISTIBLE





ELEGANT




the foundation of an inspiring space

In an age of organic design, Allora is a naturally stately addition to your repertoire. The look of granite is calming and impressive, complex and naturally varied. You'll be captivated by the irresistibly attractive look of natural stone.

As popular taste moves toward new and larger tile sizes, Allora's two field sizes — 18" x 18" and 18" x 36" — put you on the leading edge of design. Both of these are modular and rectified (Tru Edge™).

This ColorBody™ Porcelain tile gives you even more design flexibility with a 3" x 3" unpolished finish mosaic that is mesh-mounted on a large 18" x 18" sheet — also modular with the field tile. A 3" x 18" bullnose is available for each color (unpolished and light-polished finishes), and a 6" x 12" cove base and a 1" x 6" cove corner are also available for commercial applications.

Photos feature Allora in Sabbia light polished 18" x 36" field tile in a grid pattern on the wall; 18" x 18" in a diamond pattern on the floor.



FIELD TILE



Sabbia AL95



Carmello AL96



Marrone AL97



Argento AL98



Carbone AL99

MOSAIC TILE



Sabbia AL95 3" x 3"



Carmello AL96 3" x 3"




Marrone AL97 3" x 3"



Argento AL98 3" x 3"




Carbone AL99 3" x 3"



COLOR


SIZES



18" x 36" Field Tile
(17 11/16" x 35 7/16" nominal)
(45.0 cm x 90.0 cm nominal)



18" x 18" Floor Field Tile
(17 11/16" x 17 11/16" nominal)
(45 cm x 45 cm nominal)



3" x 3" Mosaic Field Tile
(mesh-mounted on 18" x 18" sheet)
(17 11/16" x 17 11/16" sheet nominal)
(45 cm x 45 cm nominal)

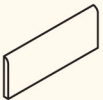
Tile Thickness: 3/8"

SHADE VARIATION

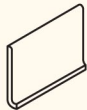


High (V3)

TRIM



Bullnose
S43H9 3" x 18"



Cove Base
S36C9T 6" x 12"



Cove Base Corner
SC36C9T 1" x 6"

PERFORMANCE CHARACTERISTICS

	♿ Unpolished	Light Polished
C.O.F Wet	≥0.60	≥0.50
C.O.F Dry	≥0.70	≥0.70
Moisture Absorption	<0.5%	<0.5%
Breaking Strength	>500 lbs.	>500 lbs.
MOH's	7.0	7.0
Chemical Resistance	Resistant	Resistant

For more information on Test Results and Classifications, visit us at www.americanolean.com/TestResults.

APPLICATIONS

	Residential	Light Commercial	Commercial
Floors †	☑	☑*	☑*
Walls/Backsplashes	☑	☑	☑
Countertops	☑	☑	☑
Pool Linings	☑	☑	☑

† Water, oil, grease etc. create slippery conditions. Floor applications with exposure to these conditions require extra caution in product selection. Not for use on ramps. For additional information, refer to "Factors to Consider" at www.americanolean.com.

* Only unpolished finish suitable for commercial floors

- Suitable for commercial exterior walls in freezing and non-freezing climates when proper installation methods are followed.
- Unpolished finish is suitable for residential exterior floors only (excluding pool decks) and walls in freezing and nonfreezing climates when proper installation methods are followed.
- Special Installation Requirement: For proper bonding, medium bed mortar should be utilized in installing tiles with a dimensional length size greater than 20" x 20", large rectangles or tiles with greater dimensional thickness than normal. Back buttering tiles of this nature in the installation process will also assure proper coverage for bonding.
- Use of a latex modified thin-set is recommended for proper installation.
- Special care should be taken when grouting with dark pigmented colors. A grout release is recommended to prevent finely powdered pigments from lodging in the pores of the tile surface.

CLEANING PROCEDURES

- Remove loose dust and dirt with a damp cloth or sponge
- Use a neutral, non-abrasive cleaner suitable for ceramic tile
- Remove cleaning solution with a clean, damp sponge or mop

INSTALLATION METHODS

BACKING MATERIALS

- Concrete
- Mortar bed
- Cementitious backer board

SETTING

- Latex modified thinset
- Epoxy

GROUTING

- Sanded grout
- Sanded cement grout
- Epoxy grout
- Recommended grout joint: 1/8", 3/16" when rectangular size is used in a staggered brickjoint pattern

Note: Since there are variations in all fired ceramic products, the tile and trim supplied for your particular installation may not match these samples. Final selection should be made from actual tiles and trim and not from tile and trim samples or color reproductions.



natural



© 2009 American Olean
americanolean.com
CSAOALLORA

